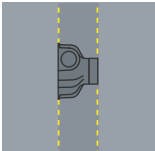





- A series of small round fixtures with stainless steel trims. The 1.125" Diameter fixture for use as an indicator and a 2.625" Diameter for wall wash options mounted in the floor or for mounting in the wall to illuminate the floor.
- All fixtures have tempered glass lenses.
- The 1.125" diameter fixture is constructed entirely of 304 stainless steel and the 2.625" diameter fixture has an injected molded thermoplastic rear housing. Fixtures are supplied with a 12" cord with an anti-siphon device installed.
- Maximum lens surface temperature shall not exceed 104°C.
- Static load resistance 1100 lbs. – 2200 lbs. depending on models.

This fixture is rated IP68  
UL Listed "Suitable for Wet Location"



Reduced height



IP68



Temperature < 104°C



Static load resistance 2200 lb.



Impact resistance



Frame without screws

Die-cast aluminium casing


Thermoplastic body

Retention spring



Stainless steel frame  
Silicone rubber gasket

3/8" thick safety glass



Circular small recessed body for indicator lighting

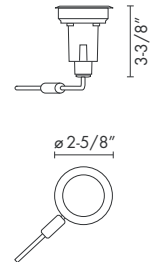
<b>I.2600</b>	0,4W LED white	24Vdc	⊙
<b>I.2601</b>	0,4W LED blue	24Vdc	⊙
<b>I.2604</b>	0,55W LED amber	24Vdc	⊙
<b>I.2603</b>	0,55W LED red	24Vdc	⊙
<b>I.2602</b>	0,4W LED green	24Vdc	⊙



Circular medium recessed body with stainless steel frame for floor washer effect

<b>I.2611</b>	0,4W LED white	24Vdc	⊙
<b>I.2612</b>	0,4W LED blue	24Vdc	⊙
<b>I.2614</b>	0,4W LED red	24Vdc	⊙

On request available in color green and amber.



Fixture requires a remote power supply. See page 14 for specifications and catalog numbers.

Accessories and installation systems



Casing for installation in concrete walls, small round body + end cap  
**I.6938**  
for I.2600, I.2601, I.2602, I.2603, I.2604



Aluminium casing for wall installation + top end cap  
**I.6941**  
for I.2611, I.2611.2, 2614

Available in color 02



Casing for installation into traditional flooring, small round body + end cap  
**I.6939**  
for I.2600, I.2601, I.2602, I.2603, I.2604



Adapter for outer casing  
**I.9579**  
for I.6943



Cylindrical casing for plasterboard or similar walls  
**I.6940**  
for I.2600, I.2601, I.2602, I.2603, I.2604



Adapter for outer casing  
**I.9580**  $\varnothing$  10-1/4" - h 6"  
for I.6941



Plastic casing for walls and flooring + end cap  
**I.6943**  
for I.2611, I.2612, I.2614

Available in color 02

## Components



Electronic power supply 6W 24V DC  
**S.3400**  
 IN: 120V AC  
 OUT: 24 DC  
 Dimension: 4-3/4" x 1-3/8" x 7/8"



Electronic power supply 17W 24V DC  
**S.3402**  
 IN: 120V AC  
 OUT: 24 DC  
 Dimension: 5-3/16" x 1-31/8" x 7/8"




Electronic power supply 25W 24V DC  
**S.3405**  
 IN: 120V AC  
 OUT: 24V DC  
 Dimension: 3-1/4" x 3 x 1-5/16"



Connector block without power supply  
**I.B915**  
 Available in color 02




Watertight connector kit  
**I.9581**  
 For making Class 2 connections to the power supply connection.  
 Available in color 02



Plastic suction cup  
**I.9583**



Dry location ballast or power supply box  
**4410**  
 Dimension: 8" x 8" x 4"



Wet location ballast or power supply box.  
**4411**  
 Dimension: 6-3/8" x 6-3/8" x 4-3/8"

Contact factory for more powerfull driver or wiring diagram.



Trento - Italy:  
Museum MART  
Architectural project:  
Arch. Mario Botta